



# PART 5

## IMPLEMENTATION

## IMPLEMENTATION PLAN

This Chapter provides a simplified list of the actions contained in the Structure Plan. References are provided to relevant structure plan actions specified in connection with the Elements discussed in Chapter 7.

The timing and priority of each action should be read as follows:

### Timing

Immediate – 0-2 years

Short term – 2-5 years

Medium term – 5-10 years

Long term – 10-15 years

### Cost

OT – officer time

\$ – low

\$\$ – medium

\$\$\$ – high

\$\$\$\$ – very high

### Public Works

Item(s)	References	Lead agency	Partner(s) / Stakeholder(s)	Timing	Priority	Cost
Design and upgrade the Market/Mason Street transit plaza	PROS-A.1	Council	PTV	Short - med term	High	\$\$\$\$
Design and implement a shared zone in Market Street, in the area illustrated in Chapter 7	PROS-A.1	Council	-	Short - med term	High	\$\$\$\$
Implement streetscape works within Activity Centre core Note – see also Further Work section	PROS-A.4	Council	-	Short - med term	High	\$\$\$
Design and implement a shared zone in Hall Street, in the area illustrated in Chapter 7	PROS-A.1	Council	VicTrack	Med term	Med - high	\$\$\$\$
Develop concepts for direct access onto Platform 2 from Hall Street, liaise with VicTrack, and advocate for implementation	AM-3.3	Council as advocate, VicTrack as implementor	-	Short - med term	Med	\$\$\$
Street tree planting (and any associated measures) to spatially and visually connect the Activity Centre to the Yarra River, Newport Lakes, and other public spaces and networks. Note – see also Further Work section	PROS-A.5	Council	-	Med term	Med	\$\$

## Planning Scheme Measures

Item(s)	References	Lead agency	Partner(s) / Stakeholder(s)	Timing	Priority	Cost
Update the Local Planning Policy Framework to give weight to the Activity Centre Structure Plan as a reference document, outline the strategic direction for the Centre, and include pertinent content derived from the Vision and Elements.	Structure Plan in general	Council	-	Immediate	High	OT - \$
Implement the zoning proposed in Figure 21	LUA-A.7-A.10	Council	-	Immediate	High	OT
Prepare and implement a Design and Development Overlay to guide built form outcomes in the Activity Centre.	BFH-A.1	Council	Heritage and urban design experts (as peer reviewers)	Immediate	High	OT - \$

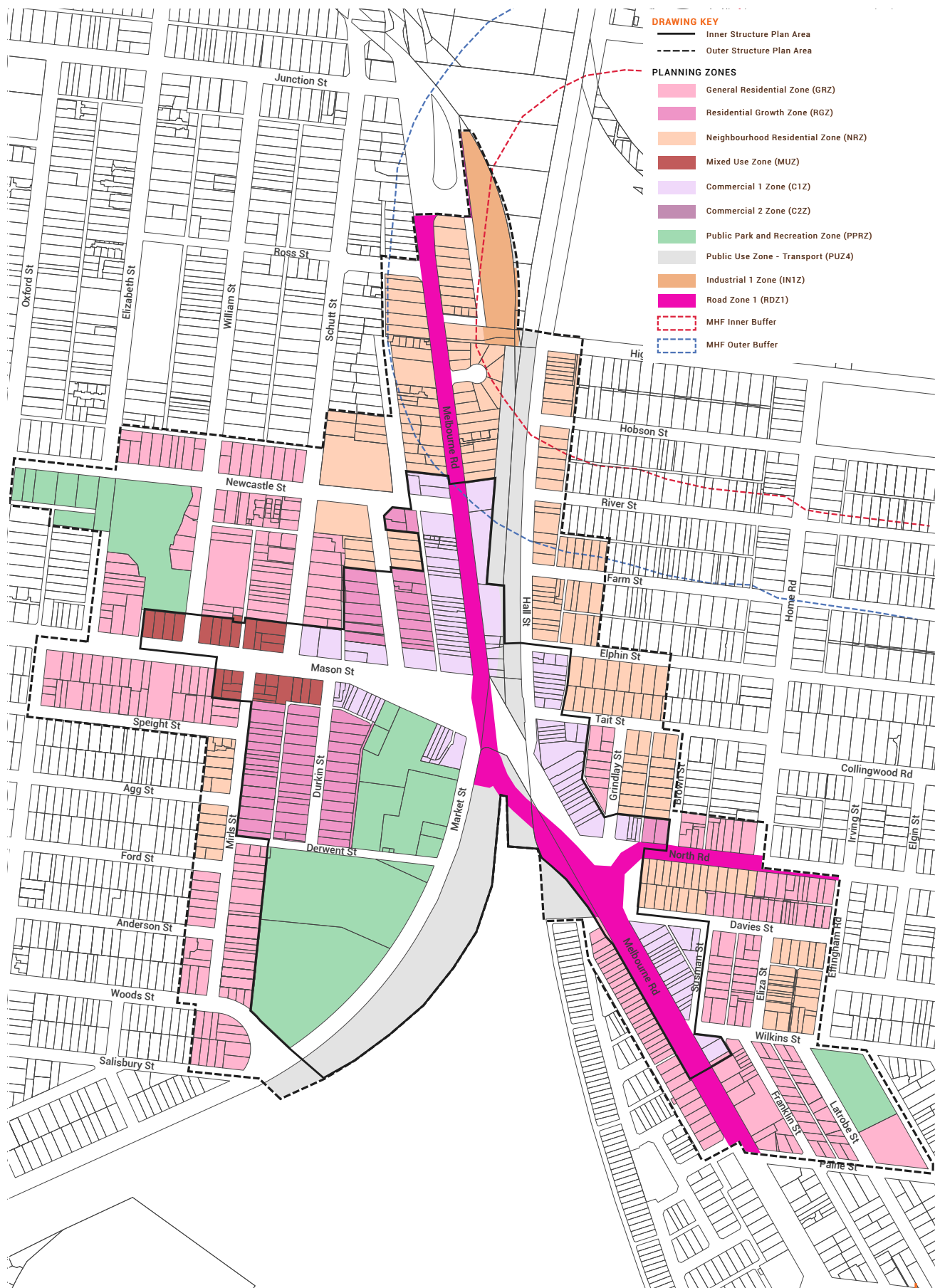


Figure 23 - Newport Activity Centre - Proposed Zoning Plan

## Further work

Item(s)	References	Lead agency	Partner(s) / Stakeholder(s)	Timing	Priority	Cost
Seek economic advice to determine projected and aspirational levels of growth for residential, retail, office, and other key purposes	LUA-A.1	Council	-	Immediate	High	\$
Advocate for the redevelopment of the VicTrack parking south of the Substation, and undertake an options assessment for the manner in which the land should be developed	LUA-A.3, AM-A6	Council	Substation Arts Centre, VicTrack	Short term	High	OT + \$
Prepare a streetscaping palette for the Activity Centre	PROS-A.4	Council	-	Immediate	High	\$
Prepare a streetscaping palette to connect the Activity Centre to the Yarra River, Newport Lakes, and other public spaces and networks	PROS-A.5	Council	-	Immediate	High	\$
Undertake an options assessment for VicTrack to the west of the Melbourne Road round-about	LUA-A.5	Council	VicTrack	Short term	Med - high	OT
Update and finalise the Newport Activity Centre Built Form Guidelines	BFH-A.2, PROS-A.2	Council	-	Immediate	Med - high	\$
Undertake a heritage gap study	BFH-A.3	Council	-	Short term	Med - high	\$
Consider an infrastructure funding scheme for public realm and access improvements	AM-A5	Council	-	Immediate	Med - high	\$
Liaise with VicRoads to develop a Smart Roads Strategy for the Newport Activity Centre	AM-A1	VicRoads	Council	Immediate – short term	Med – high	OT
Prepare a car parking strategy to determine long term parking needs based on Structure Plan recommendations	AM-A4	Council	-	Short – med term	Med	\$
Liaise with VicTrack regarding short term railway interface treatments and internal enhancements.	PROS-A.3	Council	VicTrack	Short term	Med	OT
Advocate for the redevelopment of the Substation car park as a forecourt	AM-2.2	Council	Substation Arts Centre, VicTrack	Short – med term	Med	OT

## Further work cont.

Item(s)	References	Lead agency	Partner(s) / Stakeholder(s)	Timing	Priority	Cost
Evaluate options for the re-development of 400-432 Melbourne Road, in consultation with land owners/ development proponents	LUA-A.6	Land owner / development proponents	Council	-	Med	OT
Explore the feasibility or option to redevelop the Derwent Street car park as a multi-level parking structure, with limited commercial tenancies > Liaise with the Crown regarding Committee of Management conditions / contractual arrangements > Prepare a concept design Seek commercial partners	LUA-A.2, AM-A2, AM-A3	Council	Crown, commercial partners, RSL, Scouts, Bowls Club	Med term	Med	\$\$\$\$
Consider the feasibility or option to facilitate the redevelopment of the combined RSL, Scouts and Bowls Club sites; liaise with all stakeholders	BFH-2, IA-2, AM-A3	Council	RSL, Scouts and Bowls Club	Short – med term	Med	OT
Plan for M2, and seek opportunities to achieve spatial improvements in advance of the project, or in the event of the project not being pursued	AM-A7	Council (as advocate)	VicTrack, PTV, State	Dialogue – immediate Detailed planning – in response to project decisions	Ongoing	OT
Undertake an options assessment for the long term redevelopment of the former WC Thomas & Sons Flour	LUA-A.4	Council / State	Land owner, MHF operators, State agencies	Med term	Low	OT



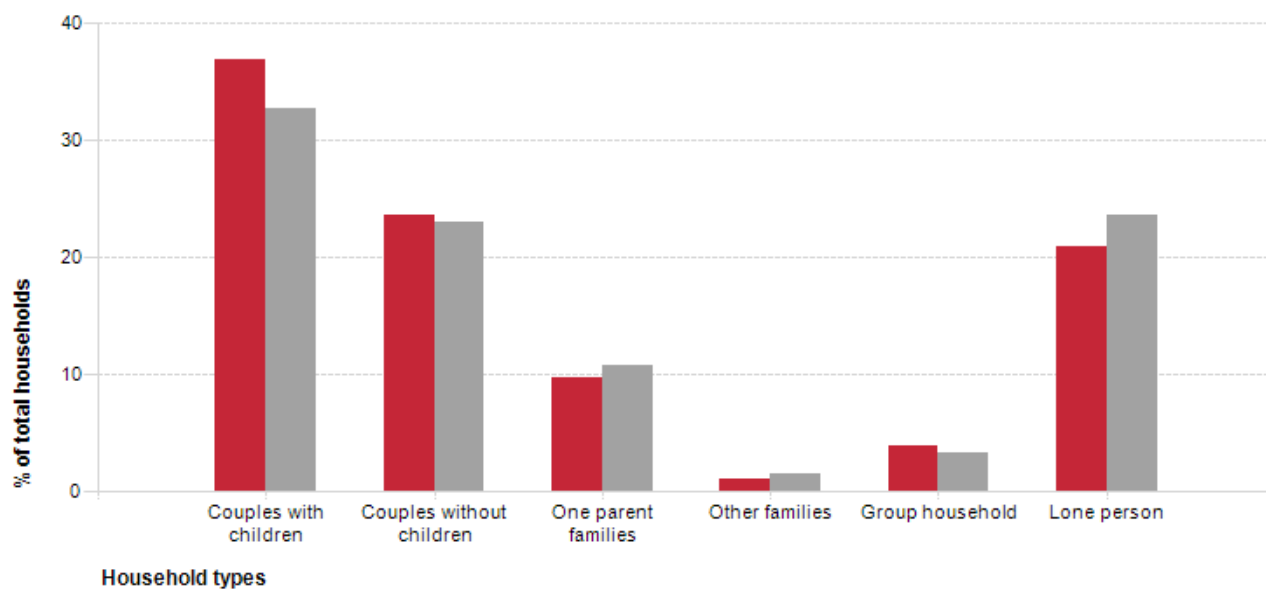


## APPENDIX

## Profile ID Statistical Graphics

## Household type, 2016

■ Newport ■ Hobsons Bay City

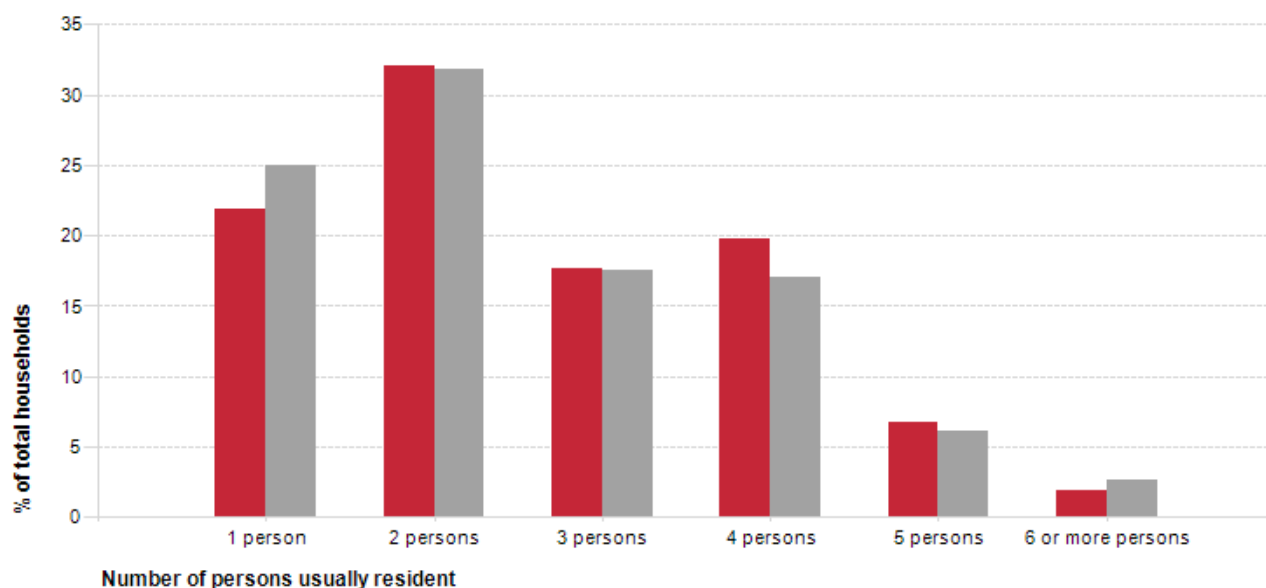


Source: Australian Bureau of Statistics, Census of Population and Housing, 2016 (Enumerated data)  
Compiled and presented in profile.id by .id, the population experts.

**.id** the population experts

## Household size, 2016

■ Newport ■ Hobsons Bay City



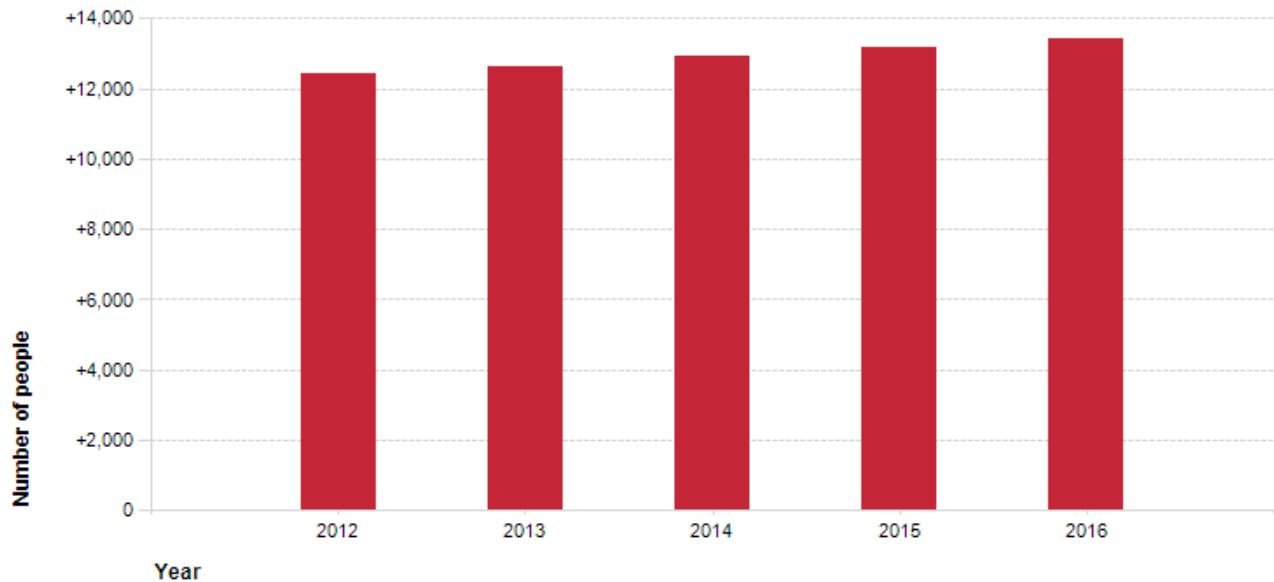
Source: Australian Bureau of Statistics, Census of Population and Housing, 2016 (Enumerated data)  
Compiled and presented in profile.id by .id, the population experts.

**.id** the population experts



## Estimated Resident Population (ERP)

Newport

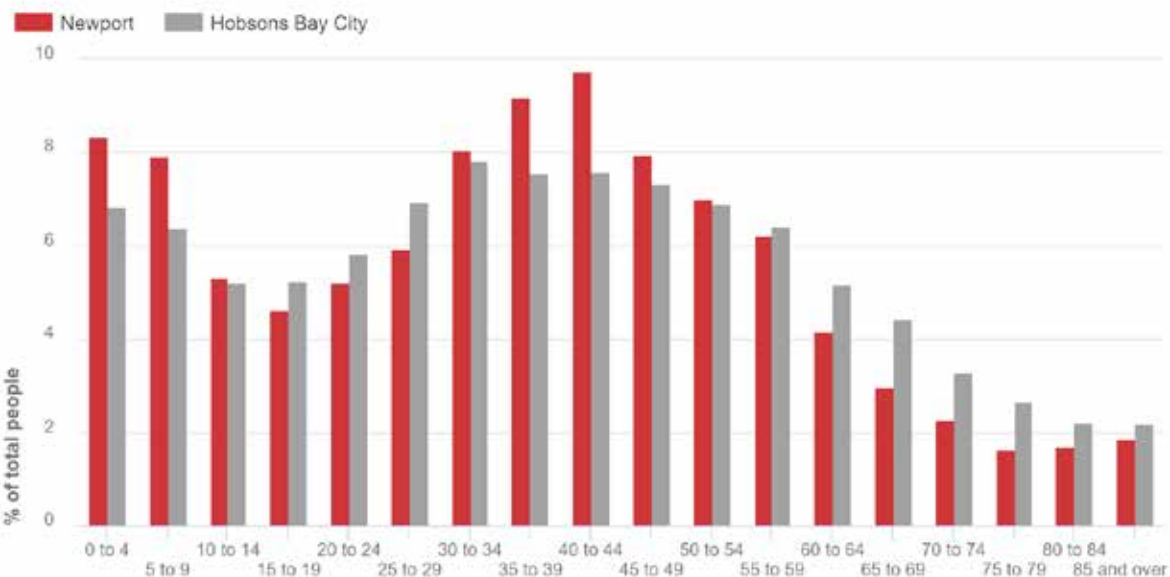


Source: Australian Bureau of Statistics, Regional Population Growth, Australia (3218.0). Compiled and presented by .id the population experts

**.id** the population experts

## Age structure - five year age groups, 2016

Total persons



Source: Australian Bureau of Statistics, Census of Population and Housing, 2016 (Usual residence data). Compiled and presented in profile.id by .id, the population experts

**.id** the population experts

## Change in age structure - five year age groups, 2011 to 2016

Newport - Total persons

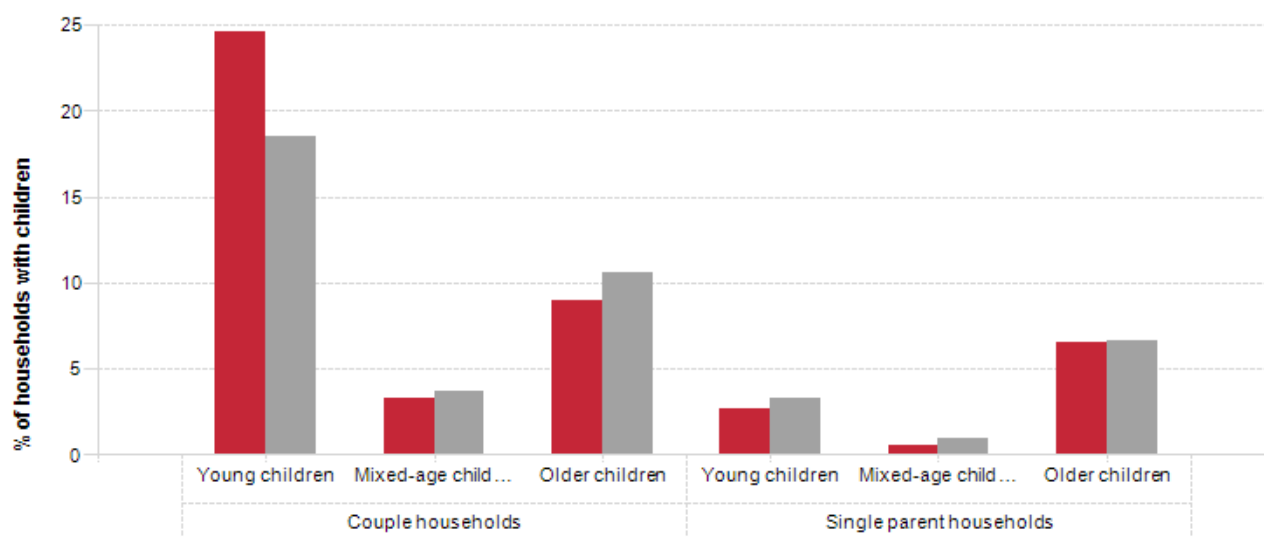


Source: Australian Bureau of Statistics, Census of Population and Housing, 2011 and 2016 (Usual residence data). Compiled and presented in profile.id by .id, the population experts.

**.id** the population experts

## Households with children, 2016

■ Newport ■ Hobsons Bay City



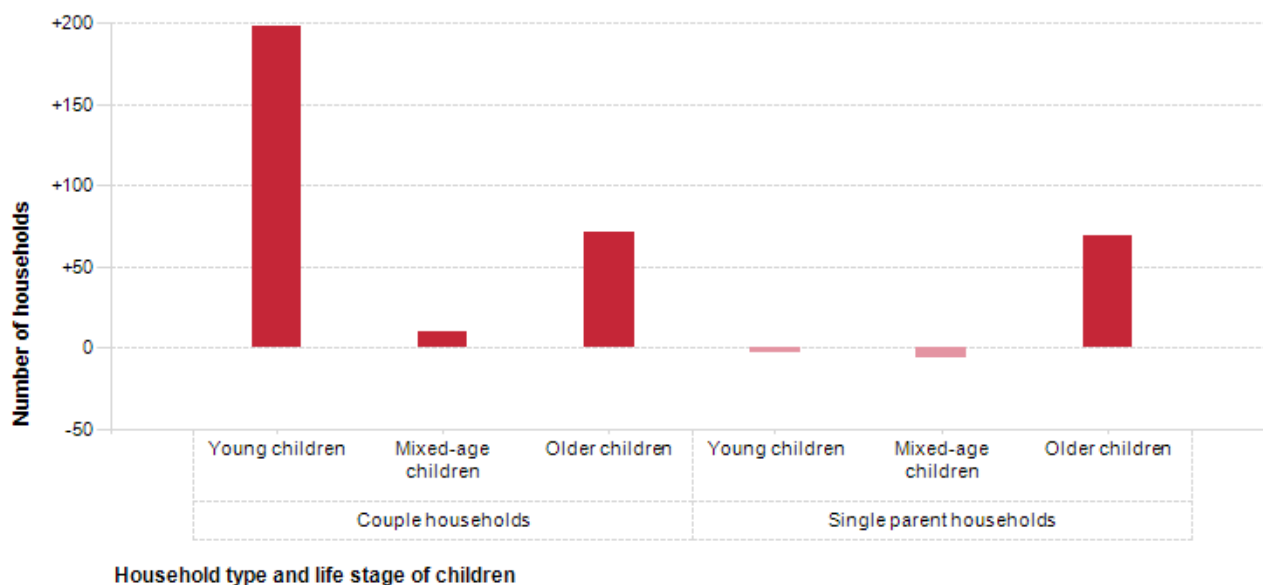
Household type and life stage of children

Source: Australian Bureau of Statistics, Census of Population and Housing, 2016 (Enumerated data). Compiled and presented in profile.id by .id, the population experts.

**.id** the population experts

## Change in households with children, 2011 to 2016

Newport

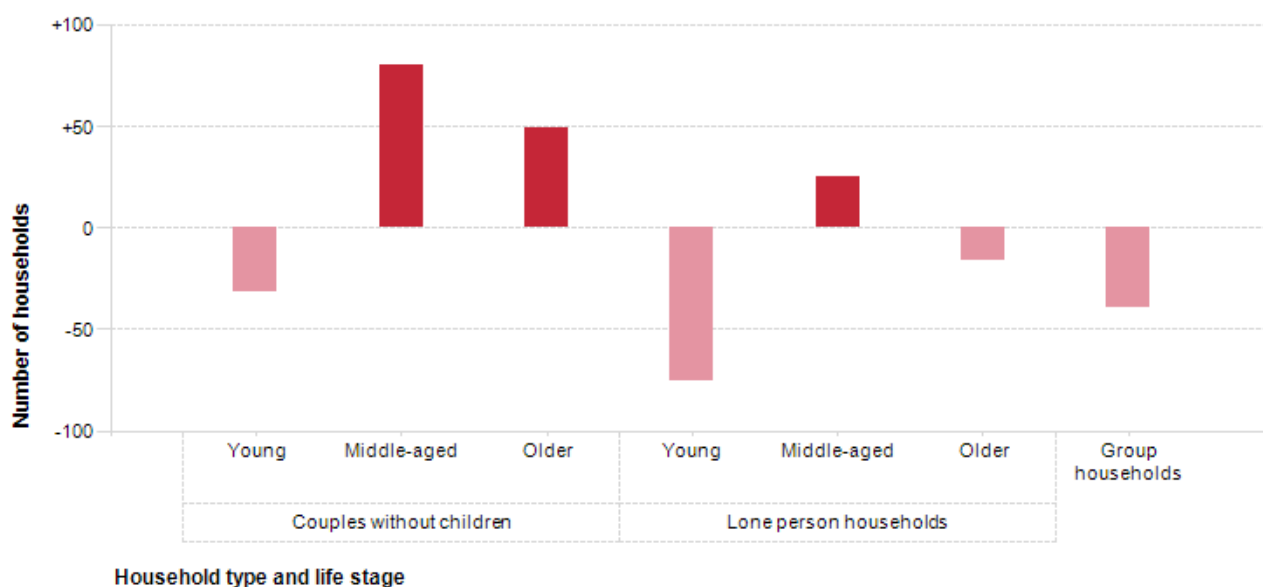


Source: Australian Bureau of Statistics, Census of Population and Housing, 2011 and 2016 (Enumerated data)  
Compiled and presented in profile.id by .id, the population experts.

**.id** the population experts

## Change in households without children, 2011 to 2016

Newport

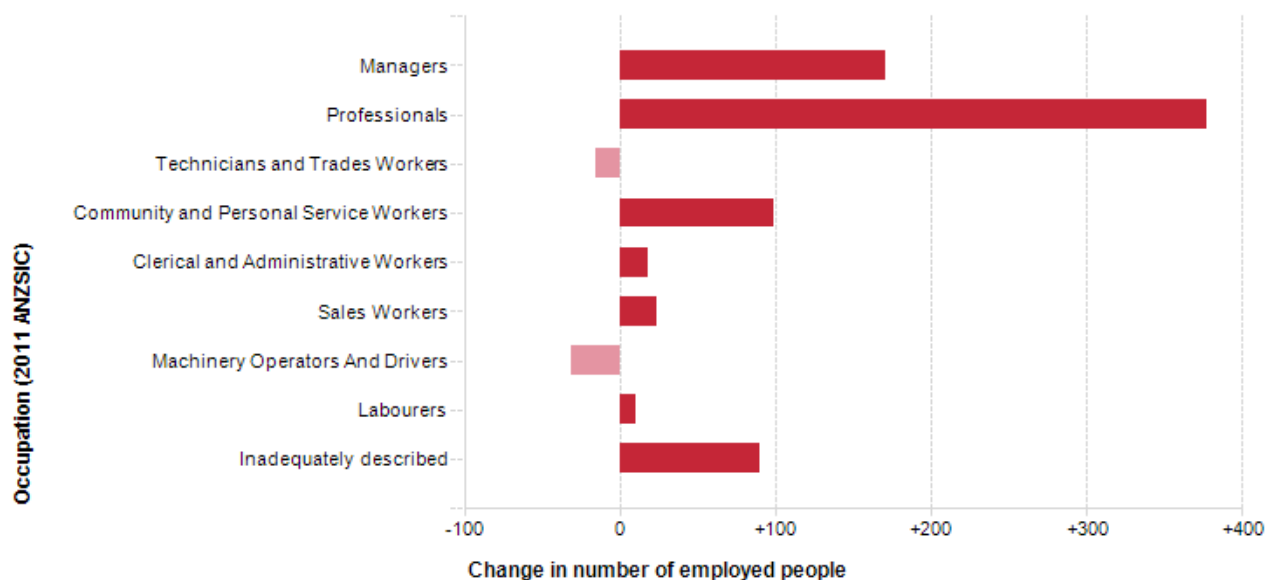


Source: Australian Bureau of Statistics, Census of Population and Housing, 2011 and 2016 (Enumerated data)  
Compiled and presented in profile.id by .id, the population experts.

**.id** the population experts

## Change in occupation of employment, 2006 to 2011

Newport - Total employed persons

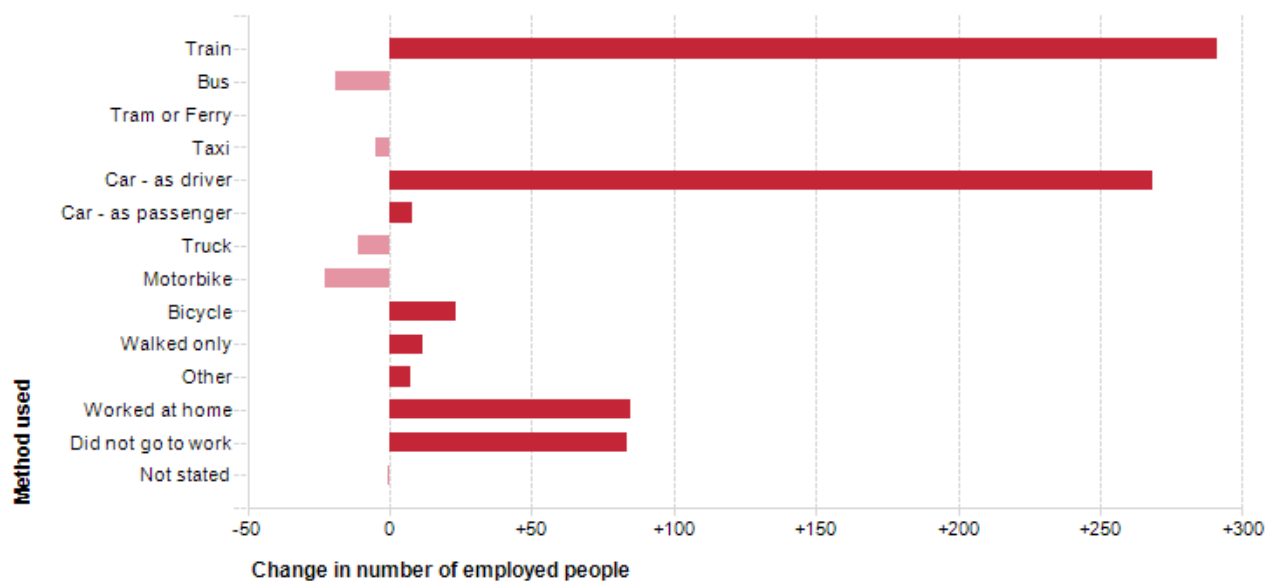


Source: Australian Bureau of Statistics, Census of Population and Housing, 2006 and 2011 (Usual residence data)  
Compiled and presented in profile.id by .id, the population experts.

**.id** the population experts

## Change in method of travel to work, 2006 to 2011

Newport - Total employed persons



Source: Australian Bureau of Statistics, Census of Population and Housing, 2006 and 2011 (Enumerated data)  
Compiled and presented in profile.id by .id, the population experts.

**.id** the population experts

